

## Construction details

Insulation level	Best (R-16)	High (R-12)
Energy efficiency	●●●●●	●●●●●
Soundproofing	●●●●●	●●●●●
Rigidity	●●●●●	●●●●●
Models	Standard+	Acadia 138
	1 3/4"	1 3/8"
Construction	<p>3 layers with polyurethane insulation</p>	

## Warranty

Door sections: limited lifetime. Dura+ hardware: 2 years.  
Value kit: 1 year. Weatherstripping: 1 year. Windows: 10 years  
against seal defects and 1 year for thermal break.

## Design and color availability

Design Constructions and colors	Design														
	Classic CC	Classic MIX	Classic XL	Flush	Grooved	Moderno 2 beads	Moderno Multi	North Hatley LP	North Hatley SP	Prestige XL	Shaker-Flat CC	Shaker-Flat XL	Shaker-Flat XS	Shaker-Modern XL	Vog
Constructions															
Standard+ (R-16)	●	●	●	●	●	●	●	●	●	●	●	●	●	●	●
Acadia 138 (R-12)	●	●	●	●	●	●	●	●	●	●	●	●	●	●	●
Colors															
Ice White	●	●	●	●	●	●	●	●	●	●	●	●	●	●	●
Desert Sand	●	●	●	●	●	●	●	●	●	●	●	●	●	●	●
Claystone	●	●	●	●	●	●	●	●	●	●	●	●	●	●	●
Dark Sand	●	●	●	●	●	●	●	●	●	●	●	●	●	●	●
Moka Brown	●	●	●	●	●	●	●	●	●	●	●	●	●	●	●
Charcoal	●	●	●	●	●	●	●	●	●	●	●	●	●	●	●
Iron Ore	●	●	●	●	●	●	●	●	●	●	●	●	●	●	●
Evergreen	●	●	●	●	●	●	●	●	●	●	●	●	●	●	●
Black	●	●	●	●	●	●	●	●	●	●	●	●	●	●	●
Dark Walnut	●	●	●	●	●	●	●	●	●	●	●	●	●	●	●
Chocolate Walnut	●	●	●	●	●	●	●	●	●	●	●	●	●	●	●
American Walnut	●	●	●	●	●	●	●	●	●	●	●	●	●	●	●
Weathered Grey	●	●	●	●	●	●	●	●	●	●	●	●	●	●	●

● = Available colors for R-16 and R-12    ● = Available colors for R-16 only

**Garage door sizes:** Widths from 8' to 18', in 1" increments. Heights from 6'6" to 8', in 3" increments.  
See your garage door dealer for more details on oversized doors available.

The colors are as exact as printing allows. The clarity of the wood grain and designs is optimized to provide a photographic rendering, not identical to the actual appearance. Please request a color sample. Trademarks and registered trademarks of Garaga Inc. are denoted by ®, ® and ® respectively. © Garaga Inc. 2025 - All rights reserved - Printed in Canada - 951074-04/2025

## Standard+

CONSTRUCTION Steel  
THICKNESS 1 3/4"  
INSULATION R-16 Polyurethane

## Acadia 138

CONSTRUCTION Steel  
THICKNESS 1 3/8"  
INSULATION R-12 Polyurethane



## LiftMaster

## Smart and quiet openers

POWERED BY myQ

### ELITE SERIES®



- Ultra quiet
- Belt or chain drive
- 3/4 HP, AC or DC power
- Integrated camera for some models



- Ultra quiet
- Jackshaft
- DC power

### PREMIUM SERIES®



- Quiet
- Belt or chain drive
- 1/2 HP, AC or DC power


### CONTRACTOR SERIES®



- Belt or chain drive
- 1/2 HP, AC or DC power




1 800 464-2724  
info@garaga.com  
garaga.com



YOUR GARAGA DISTRIBUTOR



# Carriage house and traditional

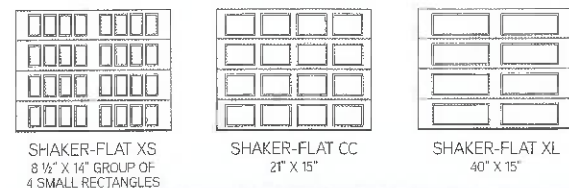


SHAKER-FLAT XL, 10' X 9', CHOCOLATE WALNUT FAUX WOOD, WINDOWS WITH STOCKTON INSERTS

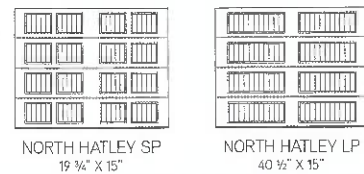


NORTH HATLEY LP, 12' X 8', BLACK, CLEAR WINDOWS

## Shaker-Flat





## North Hatley




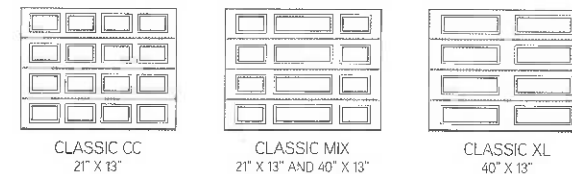
### Enhance with decorative hardware

Available depending on the garage door model and design chosen. To find the perfect ones for you, build your door at [garaga.com/designcentre](http://garaga.com/designcentre).



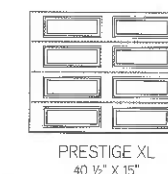
CLASSIC XL, 16' X 7', DESERT SAND

## Classic



PRESTIGE XL, 9' X 8', CLAYSTONE, 8 LITE ORION WINDOWS COORDINATED WITH ORLEANS ENTRY DOOR FROM NOVATECH'S PRESTIGE COLLECTION

## Prestige



### Perfectly match your garage door with your entry door

Available with three designs: Vog, Shaker-Modern XL and Prestige XL.

Novatech®



# Modern and contemporary






VOG, 10' X 8', IRON ORE, WINDOW LAYOUT: RIGHT-SIDE HARMONY, SLIM WINDOWS WITH WHITE SANDBLASTED GLASS


SHAKER-MODERN XL, 12' X 8', BLACK, WINDOW LAYOUT: RIGHT-SIDE HARMONY WITH BLACK SATIN GLASS

Vog® EXCLUSIVE TO GARAGA

Shaker-Modern EXCLUSIVE TO GARAGA




VOG  
40" X 1 1/4"



SHAKER-MODERN XL  
40 1/2" X 1 1/4"



MODERNO MULTI, 16' X 8', CHOCOLATE WALNUT FAUX WOOD, WINDOW LAYOUT: LEFT-SIDE HARMONY WITH WHITE SANDBLASTED GLASS




FLUSH, 9' X 8', ICE WHITE, WINDOW LAYOUT: RIGHT-SIDE HARMONY, SLIM WINDOWS WITH WHITE SANDBLASTED GLASS

Moderno

Grooved

Flush



MODERNO MULTI  
3/4" CONTINUOUS LINES



MODERNO 2 BEADS  
3/4" CONTINUOUS LINES



GROOVED  
1" CONTINUOUS LINES



FLUSH

## Add window layouts

Visit [garaga.com/windowlayouts](http://garaga.com/windowlayouts) to see all the available options.



LEFT-SIDE HARMONY



OUTER HARMONY



DOUBLE-RIGHT HARMONY



RIGHT-SIDE HARMONY



NORTH HATLEY LP, 10' X 8'6", DARK WALNUT FAUX WOOD, CLEAR WINDOWS

## Colors



**GENTEK** Visit [garaga.com/gentek](http://garaga.com/gentek) to see Gentek's equivalent aluminum capping.


Dark Walnut, Chocolate Walnut and Weathered Grey are uni-directional faux wood color patterns. American Walnut is bi-directional color pattern. <sup>1</sup>Corresponds to GENTEK Commercial Brown #562.



FLUSH, 10' X 8' AND 9' X 8', BLACK, WINDOW LAYOUT: RIGHT-SIDE HARMONY, SLIM WINDOWS WITH GREY SANDBLASTED GLASS

## Windows Long (40" x 13"), Short (21" x 13"), Slim (40" x 7")

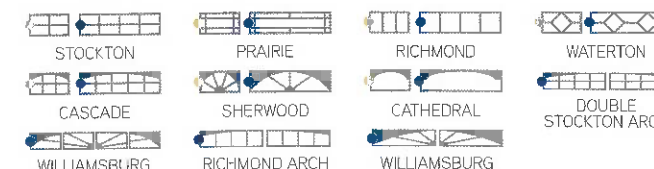
### Slim<sup>1</sup>



### Orion





### Decorative inserts



● = Inserts for Short windows   ● = Inserts for Long windows

### Stained glass



### Types of glass



[1/5 = clear, 5/5 = opaque]

## Novatech<sup>®</sup>

Match your garage door glass with your entry door glass. More than 20 options. Scan to see all glass choices.



R-16: All windows are available. R-12: 21" x 13" or 40" x 13"; Clear glass, White Sandblasted glass, Black Satin glass, Orion 4 lites, Orion 8 lites, and all Decorative inserts are available. <sup>1</sup>Only Black or White interior frames are available. <sup>2</sup>Clear 40" x 13" thermopane glass is also available with the Low-E Argon energy option.